

### C 7 Engine Wiring Diagram Plug Locations

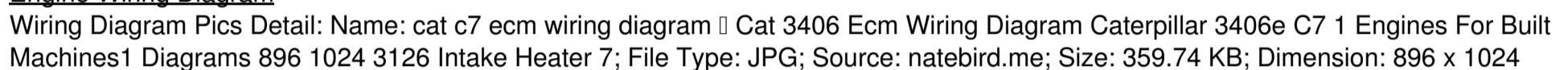
When somebody should go to the ebook stores, search commencement by shop, shelf by shelf, it is essentially problematic. This is why we present the books compilations in this website. It will definitely ease you to see guide c 7 engine wiring diagram plug locations as you such as.

By searching the title, publisher, or authors of guide you essentially want, you can discover them rapidly. In the house, workplace, or perhaps in your method can be every best area within net connections. If you goal to download and install the c 7 engine wiring diagram plug locations, it is totally easy then, in the past currently we extend the belong to to purchase and create bargains to download and install c 7 engine wiring diagram plug locations so simple!

~~[BEST PDF Cat C7 Wiring Diagram Where do I get wiring diagrams from? The answer is one click away...](#)~~

~~[C 7 HEUI ENGINE ALL SENSOR POSITION VIDEO](#)~~[The Cat C7 Engine. Facts, Walk Around, Sensor Locations, and Maintenance. Know Your Engine.](#) ~~[MANUAL PDF - Cat 7 Cable Wire Diagram Starting System](#)~~ ~~[Wiring Diagram C 7 HEUI ENGINE ALL SENSOR POSITION VIDEO HINDI TUTORIALS ECM Ground](#)~~ ~~[5 Volt Interactive Wiring CAM and CRK](#)~~ ~~[Wiring Diagrams How To Troubleshoot HEUI Systems and IAP faults. 164 Faults. 3126, C7, and C9 Cat Engines.](#)~~ ~~[Motor Connection Diagrams \(Full Lecture\) Injector Circuit](#)~~ ~~[Wiring Diagram Cat c7 acert complete overhead adjustment](#)~~

~~[How To Change a HEUI Pump. Cat C7, 3126, and C9](#)~~[Caterpillar Wiring Diagram from CAT SIS 2018 - how to find CAT wiring diagram](#) ~~[How To Troubleshoot And Program A Cat ECM](#)~~ ~~[Cat Engine Won't Start Troubleshooting. Diesel Engine Crank No Start. Thermostat Wiring Diagrams! 10 Most Common! All Fuses](#)~~ ~~[Relays from 2003 Opel Corsa C How to Use / Test them](#)~~ ~~[Diesel Pressure Sensor Testing](#)~~ [C 7 Engine Wiring Diagram](#)

Wiring Diagram Pics Detail: Name: cat c7 ecm wiring diagram  Cat 3406 Ecm Wiring Diagram Caterpillar 3406e C7 1 Engines For Built Machines1 Diagrams 896 1024 3126 Intake Heater 7; File Type: JPG; Source: natebird.me; Size: 359.74 KB; Dimension: 896 x 1024




#### [Cat C7 Ecm Wiring Diagram Download - Wiring Diagram Sample](#)

Assortment of cat c7 ecm wiring diagram. A wiring diagram is a simplified traditional pictorial representation of an electrical circuit. It shows the elements of the circuit as simplified forms, as well as the power and also signal links in between the devices.

#### [Cat C7 Ecm Wiring Diagram | Free Wiring Diagram](#)

Caterpillar C7 Engine Wiring Diagram from i0.wp.com Print the electrical wiring diagram off and use highlighters to trace the routine. When you make use of your finger or the actual circuit together with your eyes, it may be easy to mistrace the circuit. 1 trick that We use is to print a similar wiring picture off twice.

#### [Caterpillar C7 Engine Wiring Diagram Collection](#)

Cat C7 Ecm Wiring Diagram Sample - Cat 3406 Ecm Wiring Diagram Caterpillar 3406e C7 1 Engines for Built. Cat Ecm Wiring Diagram Auto Electrical Wiring Diagram . Cat Ecm Wiring Diagram Auto Electrical Wiring Diagram . Cat Ecm Wiring Diagram Auto Electrical Wiring Diagram .

#### [Cat C7 Ecm Wiring Diagram Sample | Wiring Collection](#)

C7 Cat Engine Manual Pdf - Best Free Wiring Diagram Cat C7 Ecm Wiring Diagram ~ You Are Welcome To Our Site, This Is Images About. Cat E Wiring Schmatic by mds in Types > Instruction manuals and e wiring schmatic. ECM Connector P2 ECM Connector P1 Harness Side ECM Side S E N R 9 6 7 5 - 0 0. GGN GWH A E ENGINE HARNESS WIRING DIAGRAM SENSOR .

#### [Cat C7 Ecm Wiring Diagram - schematron.org](#)

Corvette C7 Wiring Diagrams; ... there are much better ways of servicing and understanding your Corvette C7 engine than the Haynes manual. That's essentially what we're here for - to give you an alternative to the Haynes and Chilton, online and totally for free. ...

#### [Corvette C7 Repair & Service Manuals \(11 PDF's\)](#)

Problems like yours are wiring related 99.99% of the time. Another test you can do is to load test those power and ground wires. With the OEM connector disconnected at the ECM, jump power one at a time from pin 4 and 6, through a headlight bulb, then ground the headlight to make it come it on.

#### [Cat 3126 Ecm Wiring Diagrams Caterpillar Ecm - CatEcm](#)

c7 truck engine 150350 cat c9 & c-9 diesel engine: 150351 c9e c9 generator set 150352 x3r c9 generator set 150353 sjb c9 generator set-marine 150354 jlw c9 industrial engine 150355 jsc c9 industrial engine 150356 mbd c9 industrial engine 150357 reh c9 industrial engine 150358 clj c-9 industrial engine ...

#### [Caterpillar C7 - C9 engine Manual & Parts Catalog](#)

B2b Qg18de Engine Diagram Wiring Resources 00 02 Nissan Sentra 1 8l 4 Cylinder Twin Cam Qg18de Qg18 Engine Nissan Qg18de 1 8 L Engine Specs And Review Service Data I Have An 04 Sentra 1 8 Qg18de Engine And Had To Replace The Nissan Qg Engine Wikipedia I Am Looking For A Wiring Diagram For A Qg18 Engine This Box Have ...

#### [Qg18de Engine Diagram - Wiring Diagram](#)

CAT C7.1 engine sales manual,238 Pages - Click to download CATERPILLAR C7 PDF On Highway manuals CAT C7 disassembly and assembly manual, on-highway engines, 391 pages, click to download. CAT C7 and C9 electric and electronic application installation manual, truck engines, 204 pages, click to download.

#### [Caterpillar C7 PDF engine manuals and spec sheets](#)

Fig. 5: 1988-98 GM-C/K Series Wiring Schematic; Fig. 6: 1988-90 GM-R/V Series Wiring Schematic; Get to Know Your Truck's Wiring. Typical electrical problems include bad batteries, alternators, and starters, along with blown fuses and bad battery cables. Some wiring system issues are more complex, however: open circuits, short circuits ...

#### [GM Full-Size Trucks 1988-1998 Wiring Diagrams Repair Guide](#)

## Where To Download C 7 Engine Wiring Diagram Plug Locations

Title: File Size: Download Link: C15 Cat Engine Wiring Schematics.gif: 39.1kb: Download: Cat 3126 EWD Wiring Diagrams.pdf: 6.6Mb: Download: Caterpillar 246C Schematics ...

### Caterpillar service manuals free download ...

2007 CAT C7 engine. ... Didn't know if you guys had a wiring diagram or any tips. T ... i have a 3126 and a c-7. 3127 came out of a 2003 6500 and we put it in a 05 7500 that has a c-7. When we put the wiring and computer out of thr 3126 all the lights in the dash are on and runs like cra ...

### I need a wiring schematic for a c7 acert in a pete. The ...

Chevrolet Vehicles Diagrams, Schematics and Service Manuals - download for free! Including: 1923 chevrolet car wiring, 1923 chevrolet general wiring, 1923 chevrolet superior model, 1923 chevrolet wiring, 1925 chevrolet superior model series k, 1927 chevrolet capitol and national, 1927 chevrolet capitol and national models, 1928 chevrolet general wiring, 1928 chevrolet wiring, 1928 chevrolet ...

### Free Chevrolet Vehicles Diagrams. Schematics. Service ...

Engine wiring diagram f750 2009 cummins covering starter ignition wiring ford f650 question. Make certain that the transformer nameplate power is enough to supply the load that youre connecting. ... Starter Ford Truck F650 F750 Cat 3126 C 7 Engine 1964 Ford Truck Wiring Diagrams Fordification Info The 61 66

### Ford F750 Starter Wiring - Wiring Diagram

This is a image galleries about cat 3126b parts diagramyou can also find other images like wiring diagram parts diagram replacement parts electrical diagram repair manuals engine diagram engine scheme wiring harness fuse box vacuum diagram timing belt timing chain brakes diagram transmission diagram and engine problems.

### 3126 Cat Wiring Diagram - Wiring Diagram Networks

Wiring Diagram Pictures Detail: Name: 5.7 vortec wiring harness diagram □ 5 7 vortec wiring harness diagram Download 5 7 Vortec Wiring Harness Diagram Awesome Engine Wiring; File Type: JPG; Source: visithoustontexas.org; Size: 340.65 KB; Dimension: 2346 x 1684; Collection of 5.7 vortec wiring harness diagram.

### 5.7 Vortec Wiring Harness Diagram | Free Wiring Diagram

Citroen C3 Engine Diagram Citroen C3 Wiring Diagram Types C32 Wiring Diagram Citroen C3 Abs We collect a lot of pictures about Citroen C3 Engine Diagram and finally we upload it on our website. Many good image inspirations on our internet are the best image selection for Citroen C3 Engine Diagram. If youllre happy with some pictures we provide ...

### Citroen C3 Engine Diagram | My Wiring Diagram

Details about Caterpillar Engine Wiring Diagram PDF 3126 C15 C9 C10 C11 C12 C13 C7 3406E Cat. Caterpillar Engine Wiring Diagram PDF 3126 C15 C9 C10 C11 C12 C13 C7 3406E Cat ... CATERPILLAR ECM REPAIR SERVICE C7 C9 C13 C15 C18 C27 C32 Cat Diesel Truck Engine. \$399.00. \$499.00. Free shipping . Caterpillar ECM \*Repair Service\* C7 3126 C12 C13 C15 ...

Copyright code : 7d237e423d9db8fcac515401c3ed29c7